

INDEX

NBTA England Rules 2016

- Section 1.** General Contest Rules
- 1.0** Summary of rule changes for 2016 competition year
 - 1.1** Contest Year
 - 1.2** Contest Age
 - 1.3** Contest Eligibility
 - 1.4** Contest Participation Procedures
 - 1.5** Responsibility of Contestants & Corps Directors
 - 1.6** Disqualification
 - 1.7** Definition of Penalties
 - 1.8** Contest Status
 - 1.9** Contest Advancement
 - 1.10** Qualification for Nationals
 - 1.11** Qualifiers Non-attendance at Nationals
 - 1.12** Composite Corps
 - 1.13** European / World Selection
 - 1.14** Complaints Procedure
 - App A** Age Divisions
 - App B** Quick Reference - Time Limits
 - App C** Transfer Form
 - App D** Restrictions for First Time Twirl, PeeWee / Beginner and Novice Twirling Events
- Section 2.**
- 3.** Basic Strut
 - 3.** Military Strut
 - 4.** Fancy Strut
 - 5.** Pompon Fancy Strut
 - 6.** One Baton Solo
 - 7.** 2 Baton Solo
 - 8.** Dance Solo / Rhythmic Twirl
 - 9.** Super X Strut
 - 10.** Duet
 - 11.** Trio
 - 12.** Dance Twirl Team
 - 13.** Twirl Team
 - 14.** Pompon Team
 - 15.** Dance Formation Team
 - 16.** Military Formation Team
 - 17.** Team Gold (National Only)
 - 18.** Military Formation Corp
 - 19.** Twirling Corp
 - 20.** Pompon Corp
 - 21.** Command Marching (Nationals Only)
 - 22.** Inspection
 - 23.** Equality & Diversity Events

1 GENERAL CONTEST RULES

General statement added detailing the aim of our rulebook.

NBTA encourages its members to participate in a fair and honest way, aiming for perfection and advancement. This book provides the basic rules for each event, however the NBTA Technical Manual provides more in-depth technical help with regard to the setting of routines.

Rules are only amended at the end of each year (after National Championships), in readiness for the start of the forthcoming competition year.

1.3 Contest Eligibility

Registration deadline – changed to before the closing date of the upcoming competition

Photos / Videos – to avoid any need to ask permission of our members to take photos or to film for training purposes, we have added a sentence to overcome this.

e) amended to “Competition secretary”

1.4 a) Entries – wording amended to add note regarding fees

1.5 k) Health & Safety – note added regarding safety at competitions

1.7 Definition of Penalties – illusion penalty detail added.

1.9 Advancement Duets change to individual advancements, rather than those of teams

1.13 - some wording changed

1.13 d) – wording changed

1.13 h) – wording changed to Champion of Champions

Appendix A - Twirling Corps: no longer Junior & Senior but Open age.
Trio and Team Gold added

Appendix B – timing changed for
Military Formation Corps (3 – 5mins) and
Pompons Corps (2.30 – 3.30mins, in line with WFNBTA from start of music to last note)
Trios and Team Gold added

Appendix C – form wording amended.

11 Trio – rules for this new event added

17 Team Gold – rules for this new event added

Events renumbered thereafter

22. EQUALITY & DIVERSITY EVENTS – wording added

1.1 CONTEST YEAR

The contest year will run in conjunction with the membership year, from 1st January to 31st December.

1.2 CONTEST AGE

A contestant's age throughout the contest year will be their actual age (in full years only) as at 1st September the previous year. Members may only compete in classes as per their age division.

See **Appendix A**

1.3 CONTEST ELIGIBILITY

Contestants must be full current members of the association and have been registered with their corps, or as an independent member, before competing at any NBTA contest. The minimum number to register as a Corps is five, one of who can be the registered Corps Director who will be responsible for all dealings with the Association. Membership must be applied for, and accepted, prior to the closing date for entries of the upcoming competition, that the new member/corps wishes to enter.

There are various levels of NBTA membership available:

Temporary – Corps can enter one NBTA regional competition only, as temporary. They must then upgrade to Basic or Full members in order to compete at any future NBTA competitions. Incurs a one-off administration charge - as set by NBTA each year.

Basic – this allows new NBTA corps entry (at relevant fees) into all NBTA regional competitions, but not NBTA Nationals or England team selections. Annual membership fee as set by NBTA each year.

Full – this offers entry (at relevant fees) to all regional and national competitions, plus England Team selections (if correct criteria met), passport training, one annual corps director's pass per corps, one additional pass (issued per competition, in return for a clerk). Annual membership fee as set by NBTA each year.

Judges - this offers (at addl. cost) entry to all regional and national competitions, plus England Team selections (if correct criteria met), passport training, judges revision day (no charge), 2 x branded judges shirts, insurance cover and DBS check.

Membership of NBTA assumes permission for members to be photographed/videod by NBTA for training or publicity purposes, unless advised to the contrary by the independent member or corps director.

NBTA corps must have the minimum number registered as full members, before adding any individual temporary NBTA members. Temporary and Basic members/corps cannot qualify for, or enter, NBTA National Championships.

Notes on competing levels (see also **1.8 CONTEST STATUS** and **1.9 CONTEST ADVANCEMENT**):

- a) An individual contestant competing in Advanced/Championship twirling events may compete at a lower status in other events if eligible, but not at a status lower than Novice.
- b) If competing, NBTA qualified teachers must have paid the current annual membership fee and compete in a status no lower than Intermediate in individual events, and Novice level in team and corps events.
- c) Members newly registered with NBTA who have competed in other associations must commence competing at NBTA contests at a status appropriate to the equivalent attained in other associations. Failure to comply will result in disqualification.
- d) Competitors and reserves selected to represent England in European/World competition must compete at a status no lower than Intermediate/Advanced level in that event at any further NBTA contests (with the exception of Juvenile)
- e) Status levels for registered members for the current year should be checked and any mistakes notified to the [Competition](#) secretary within 7 days of receipt. If not corrected the wrong level will remain in force for the rest of the competition year. If it is discovered that a competitor has been registered and competes in a status level lower than they should be, disciplinary action will be taken.
- f) Duets – contestants entering these events in domestic competition must be from the same corps or both independent members.

NBTA reserves the right to change a member's status level at any time during the contest year if deemed necessary.

Note on transfers - In respect of competition entries submitted prior to completion of transfer formalities, the member shall be permitted to compete under original registration. Members are restricted to one

transfer within the membership year, prior to 30th June, at prevailing transfer fee. Any extenuating circumstances should be immediately reported to the Chairman. See Appendix C for transfer form.

1.4 CONTEST PARTICIPATION PROCEDURES

a) Entries

All entries must be submitted on the official association entry forms (in alphabetical order of surname) and must be accompanied by entry fees (as set by the committee each year and shown on the entry form) in full, to be received no later than the published closing date for acceptance of entries. Dishonoured cheques may void competition entries and any bank charges **will be** passed on to the presenter of the cheque. Payment will be required before future entries will be accepted.

NBTA membership numbers **must** be entered in the relevant box on the competition entry form.

All members of teams / corps including reserves (who should be identified with an "R") **must** be listed on entry forms. At competition, teams will be checked before taking the floor.

A team member can compete in more than one age group (i.e. cannot compete against themselves). However no time allowance will be made on the competition programme for costume change etc.

Composite corps entries should be entered on a separate competition entry form clearly marked **Composite**, including composite corps competing in selection events. The entry should be under a different name to that of any of the corps making up the composite. It must contain membership details of the individuals and indicate the corps with which they are registered.

b) Order of Appearance

Contestants will appear and perform in the order indicated on the run sheets. It is the contestants' responsibility to check the progress of the class by referring to the order of appearance numbering system on the Judges table. Upon taking the floor, each contestant must present their valid NBTA Membership Card to the Judge and retrieve after performance. Jockeying for positions is not permitted. In the event that a contestant is due to perform in more than one arena within a short space of time, it is the responsibility of the contestant's Corps Director or Independent member's representative to:

- i) Inform Contest Director / Control Desk of the multiple commitments
- ii) Ascertain the event order of appearance priority from the Contest Director

Provided that the Contest Director has been made personally aware of the multiple commitments, contestants will be allowed up to 15 minutes between performances.

After the designated last contestant has performed, and the judge has formally closed the class, it shall not be re-opened.

Any contestant who fails to take their place on the floor in accordance with allocated appearance order without prior sanction of the contest director shall be deemed to have voluntarily withdrawn. Competition Director's decision will be final.

c) Entry and Exit

Entry and exit to the competition floor must be quick and simple without music and made in a professional and sporting manner. Failure to comply will result in a five-point penalty taken from the presentation and showmanship score.

d) Costume

Except where specifically stated under event rules, there are no costume requirements other than contestants must wear a leotard or costume appropriate to the chosen event and not everyday clothing.

No underwear (including bra straps) should be visible. Costume and shoes should be clean.

Two-piece costumes are allowed only in the following events; Dance Solo, Dance Team, Pompon Team, Pompon Corps and Twirling Corps. Contestants who do not conform to this rule will incur 2-point penalty, with the exception of struts where contestants will not be selected for inclusion in the final.

It is permissible to change costumes between events, providing the change does not delay, or interfere with, the progress of the contest.

e) Batons

Batons for all twirling events must have silver shafts (not coloured).

f) Salutes – if a salute is made it must be with the two feet touching the ground in all events.

Baton Salute

Baton is held in the right hand with the ball at the top. Back of the right hand shall touch the hollow of the left shoulder with the right elbow level with the top of the shoulder, palm facing out and fingers together. This position must be held for 2 counts. Feet and free arm positions are optional. When salute is required the contestant must salute correctly, even if a drop occurs just previous to or during the execution of the salute.

Pompon Salute

A pompon is held in the right hand, which is taken to the left shoulder with the right elbow pointing towards the right diagonal at shoulder height. Feet and free arm position are optional. This position must be held for 2 counts.

Flag Baton Salute

A pose of the contestant's own choice should be held for 2 counts with the flag baton held to the right diagonal above shoulder height (45 degree angle)

g) Music

Music should be single track, on CD only (no live music).

Should the music stop during a performance dependent on music, contestants should stop in position and await resumption of the music, when they should restart. In other cases, contestants should continue e.g. solo twirl.

h) Ties

If necessary, ties for placings will be broken by means of an official "twirl off". In no case shall a contestant who has just competed be required to participate in a twirl off within 15 minutes of the time they last performed.

i) Mishaps

A mishap shall be defined as an incident hindering the performance of a contestant e.g. equipment or costume failure or illness. In the case of a mishap, timing shall continue and contestant will be unable to re-perform. In extreme circumstances this can be over-ruled at the discretion of the Head Judge and Contest Director.

j) Protection Rule

Should a contestant not demonstrate the required ability or show bad sportsmanship the judge(s) can, after consulting the Head Judge and/or Contest Director, apply the protection rule. If enforced, this may result in not awarding a place and/or qualification for the Nationals.

k) Incorrect Result

In the unfortunate event of an incorrect result being awarded or announced at any NBTA contest, the Corps Director / Independent member will be informed. Correction will be made at the following competition/presentation. This may also be advised to the membership via Newsletter, if appropriate.

1.5 RESPONSIBILITY OF CONTESTANTS, CORPS DIRECTORS & SUPPORTERS

a) Honour Code

Any falsification by or on behalf of a contestant may lead to permanent suspension from NBTA sanctioned contests

b) Conduct

At all times during a contest, contestants, corps directors, officials and spectators are expected to conduct themselves in an orderly manner with good sportsmanship and dedication to the advancement of baton twirling. This also applies to misuse on any Social Media forums e.g. Facebook, Twirlchat, Twitter, etc.

Unsporting conduct, any form of abuse (including discriminatory) or interference on behalf of, or against, a contestant may result in suspension from NBTA sanctioned contests. See also **Rule 1.6 DISQUALIFICATION.**

c) Changing Facilities

At no time are males allowed in the female changing rooms and vice versa, with the exception of first aid requirements. Changing within the contest hall is not permitted.

d) Warming Up

Contestants are not permitted to warm up or practice with batons in the immediate contest area. Any contestant observed twirling in any area that is not designated for the purpose e.g. in the main hall, corridors, reception or areas normally set aside for spectators and the general public, by a competition official (committee member or judge) will in the first instance, receive a verbal warning, and the corps director/parent of the offender will be made aware of the situation. Any subsequent incident will result in the offender being disqualified and forfeiting any award/s gained. (See Rule **Disqualification 1.6g**)

e) Approaching Judges, Clerks and Tabulators

All matters relating to the contest should be directed from the corps director/independent member to the contest director.

f) Flash Cameras

The use of flash cameras in the competition hall is prohibited except at the presentation of awards.

g) Video Filming

Only video filming of own contestants will be permitted at all NBTA England competitions. NBTA reserve the right to view the film, in case of dispute and the film may be confiscated. The positioning of

the camera will be at the discretion of the contest director. On occasion, for the purpose of video practise judging, the Technical Board, or a delegated representative, may video some classes.

h) Classes Requiring Verbal Commands

When a class such as command marching is in progress the need for contestants to be able to hear verbal commands necessitates that all persons in the contest hall remain seated and silent. The contestants appreciate your co-operation in this matter.

i) Accurate Publicity

Contest results must be referred to accurately by rightful names, age divisions and class titles, when dealing with the press and other persons. A contestant, parent or corp director must be accurate when passing contest results and information. For example, if a win is not in an advanced division it should be pointed out.

j) Presentations

When taking the floor at the conclusion of a contest for presentations, all contestants are expected to be appropriately dressed in competing costume. In addition tracksuit tops only are allowed – tee shirts and tracksuit bottoms are not allowed. To receive an award, contestants must be in competing costume and on the presentation floor. Contestants are required to stay on the presentation floor until completion of all awards, unless prior authority has been obtained from the contest director. Disciplinary steps will be taken in respect of anyone not complying with this rule. A courtesy salute prior to receipt of an award is obligatory.

k) Health and Safety

To safeguard the wellbeing of all Competitors, written confirmation of fitness to compete from a qualified physician may be requested, for anyone that has exhibited or has a history of illness or physical breakdown that could put that Competitor and others at risk. The Association will not allow anyone to compete that cannot comply with this requirement.

Supporters & competitors should be aware that baton twirling can be dangerous. They attend competitions at their own risk and abide by guidelines to keep themselves as safe as possible. Competitors should warm up their bodies and not attempt tricks that are too difficult, to avoid injury. Spectators should keep out and back from the marked arenas and be aware of what is going on around them. Young children should be supervised at all times and not left to wander around the competition venues.

1.6 DISQUALIFICATION

Contestants **may** be disqualified from NBTA sanctioned contest for any of the following reasons: -

- a) Conduct unbecoming to a lady or gentleman
- b) Interference by, or on behalf of, a contestant
- c) Jockeying for position or not co-operating with contest officials
- d) Coaching from the sidelines
- e) Unsportsmanlike conduct
- f) Taking of flash photographs within the competition hall
- g) Twirling in any area that is not designated for the purpose

Contestants **will** be disqualified from NBTA sanctioned contest for any one of the following reasons: -

- a) Swearing or other abusive language
- b) Gymnastics /Acrobatics (cartwheel, walkover, somersault, body aerial and butterfly) during any routine are not permitted. Mounts and body tosses are not allowed. Mount is defined as any body-toss, or form, that is two stories or more. A story (as in 10-story building) is defined as a person's height. 1/2 story is defined as a person kneeling/sitting or lunging. Stacking one person on top of another to achieve a pyramid shape or similar form is not permitted.
- c) Non-compliance with relevant twirling restrictions (see App D).

1.7 DEFINITION OF PENALTIES

Drop	where the baton comes into contact with the ground unintentionally.
2 Hand Catch	an intentional one-handed reception caught in two hands to avoid a drop
Break	an unintentional stop in the flow of the twirling movement or series
Slip	a momentary loss of control, not necessarily causing a break. This is also incurred for releasing thumb flips from the end of the baton
Out of Step	when the contestant/s is out of step with the music i.e. the left foot NOT hitting the floor on the heavy beat

Improper salute	a sloppy discourteous salute, baton held upside down, baton not held in vertical position, salute not held for 2 counts
Fall	unintentional body contact with the floor
Floor Contact	when any part of the body, with the exception of feet, comes into contact with the floor intentionally or unintentionally, in an event where this is not allowed
Off pattern	when the baton is unintentionally twirled neither vertically or horizontally
Unison	where moves are not executed at the same time in routines with two or more members, or baton height on releases not at the same height by all members.
Gymnastics	Definition - any move where the legs leave the floor and rotate above the body through 360 degrees.
Unauthorised Releases / twirls	where baton executes more than two revolutions continuously in one hand, without a pass or dead stick movement. Baton should be passed from hand to hand, without release. Where twirls are performed in class/level where they are prohibited.
Handled Roll	where the baton is either grabbed or held during a series of rolls. Baton should make one or more revolutions on the body without the use of hands.
Illusion	where either the leg/s bent, full split is not shown or full rotation of illusion is not achieved, twisting of body/hip, loss of control of illusion, foot flexed (not pointed), hand or arm touches the floor.

1.8 CONTEST STATUS

Please refer to the current year's Schedule of Events for contest status levels available in each event.

First Time Twirl

Any contestant twirling in their first-ever competition year. Contestant to have never performed in any twirling event (i.e. solo, 2-baton, dance solo, duet, team, corps) with NBTA or any organisation.

Beginner

Any contestant who has not attained advancement. In Solo, 2-Baton and Dance Solo, contestants can only stay in beginner for max of two years, after which they will be advanced into Novice.

See 1.9. CONTEST ADVANCEMENT

Novice

Contestant who has attained advancement from, or has completed two years in, Beginner

See 1.9. CONTEST ADVANCEMENT

Intermediate

Contestant who has attained advancement from Novice.

See 1.9. CONTEST ADVANCEMENT

Advanced

Contestant who has attained advancement from Intermediate.

See 1.9. CONTEST ADVANCEMENT

1.9 CONTEST ADVANCEMENT

There will be **no** advancements during the current competition year (with the exception of England team members and reserves, excluding Juveniles – see **1.13**), only in exceptional circumstances.

Individuals / Duets

Apart from contestants in First Time Twirl, who will all advance to Beginner, any competitor/**duet** attaining a place in a final at NBTA National Championships will advance a status level the following contest year, if more than 18 in the class. Please refer to table below if less than 19 in class. Any competitor/**duet** may voluntarily advance one status level – however this will be assessed by judge at competition before taking effect to ensure competitor has ability to compete in higher level.

No. in Class	No to Advance
1	0
2- 3	1 (1st place advancement at Judges' discretion)
4 - 6	2
7 - 9	3
10 - 12	4
13 - 15	5
16 - 18	6

18+

all finalists

In the case of first round ratings there will always be more than 18 entered in the section. Therefore, all finalists will advance the following year. See **N.B.** for exceptions.

N.B. When only one contestant/**duet** in a class, no automatic advancement will be enforced as contestant has not beaten anyone. When two or three contestants in a class, no automatic advancement will be enforced, however advancement of the first place contestant/**duet** will be at the Judge's discretion. Advancement from National results only. If a contestant/**duet** is advancing an age level, they do not advance a status level, regardless of whether he/she is National Champion.

Teams

Any team attaining a place in the Top 3 at NBTA National Championships will advance a status level the following contest year, if more than 8 in the class. Please refer to the table if less than 9 in class. Any team may voluntarily advance one status level for the following contest year.

No. in Class	No to Advance
1	0
2- 3	1 - (1st place advancement at Judges discretion)
4 - 8	2

N.B. When only one team in a class, no automatic advancement as team has not beaten any other team. When two or three in a class, no automatic advancement will be enforced, however advancement of the first place team will be at the Judges discretion.

Advancement from National results only. If team is advancing an age level, they do not advance a status level regardless of whether they are National Champions.

A team / corps, competing in Intermediate / Advanced, may apply for a downgrading of contest status providing more than 50% of the members are new to the team and are of Beginner / Novice standard for their individual solo / dance events, compared with the members in their previous higher status team / corps.

Downgrading of a team / corps may also be recommended by the judging panel if the contestants' ability is not deemed to be of the standard required for the class in which they are competing.

1.10 QUALIFICATION FOR NATIONALS

a) Individuals / Duets

The following events require qualification through regional competition: - 1-baton Solo, 2-baton Solo, Dance Solo, X-strut, & Duet.

To qualify in any of these classes, a contestant will need to gain a position in the top 50% of those that actually compete. This will also apply to classes that require to be split because of the numbers of entrants (these classes to be split at 18+ contestants). In the event of an odd number of contestants, the quota to qualify will be rounded up.

Note: A duet will need to re-qualify if one of the original partnership has been substituted.

b) Teams

The following events require qualification through regional competition: - Twirl / Dance / Pompon teams. To qualify in any of these classes, team will be required to be in Top 50% of teams taking the floor at any NBTA Regional competition preceding the current year's National Championships.

Up to 25% of team members can be added or substituted between qualification and Nationals. If more than 25% - team/corps must re-qualify. If more than a 25% change has occurred after qualification and a team has not re-qualified, they will not be able to take up their place at Nationals. Any extenuating circumstances must be addressed to the Chairman at least 3 weeks prior to the National Championships to be given consideration.

However, the judges may enforce the Protection Rule and not award qualification, see rule 1.4(i)

Note: If competitor or team has already qualified, the qualification will pass to the next non-qualifier.

c) Struts

The following events require qualification through regional competition: - Basic strut (can qualify in Sunday Basic), Military strut, Fancy strut and Pompon strut (can qualify in Sunday Pompon).

To qualify in any of these classes, a contestant must compete in each class at least once preceding the Nationals (these classes to be split at 50+ contestants).

1.11 QUALIFIERS NON-ATTENDANCE AT NATIONALS

Anyone not taking the floor in qualifying event at Nationals may jeopardise entry in this event for the following year. All decisions in respect of non-attendance of qualifiers will be at the discretion of the Executive

1.12 COMPOSITE CORPS

In addition to European / World selection events already catered for in our rules, Corps can combine with Corps to form composite teams for the following events, at Regional and National competitions: - **Twirling Corps / Pompon Corps / Military Formation / Command Marching.**

It will be a requirement for any composites to enter under a different name to that of any of the corps making up the team. A separate entry form will be required – clearly marked and indicating that it is for a composite team. It must contain membership details of the individuals and indicate the corps to which they are registered. A maximum of 3 corps can combine. A corps can only combine once and this combination (composite corps) will be eligible to enter all large corps events.

1.13 EUROPEAN / WORLD SELECTIONS

Current **WFNBTA** Europe rules will apply for selection competitions. See **WFNBTA Rules**

- a) All **selection entrants** must be current members of the NBTA. PeeWee and First Time twirlers are unable to enter England team selections. **Juveniles must be at Novice level or above in the event they wish to compete in. All other age groups must be Intermediate level or above in the event they wish to compete in.**
With the exception of large corps events, **teams** and duets, members must qualify for the current year's National Championships in the event they are entering for England Team Selections. If there is a valid reason for the member not being able to compete in the event at Nationals (due to work or study commitments etc) this will be accepted after written notification is sent to NBTA Competition Secretary.
- b) For large corps events up to 25% of team members can be added or substituted between selection and team declaration to Europe.
- c) A competitor qualifying to represent England, including team reserves, must compete at a status level no lower than Intermediate for that event at any future NBTA contest, with the exception of Juveniles who need only advance when they win their way out of Novice in the normal manner.
- d) **All selection competition entrants for European or World Championships must have attained the current European level requirements.**
- e) Composite corps and teams will be allowed. Members can combine. An independent member constitutes one corps. Maximum of **three** corps can combine. A corps can only combine once and this combination (composite team/corps) will be eligible to enter all team/large corps events.
- f) Duet entry is open to members who may combine.
- g) Any contestant selected as an England team member or reserve, who does not take up their place/s will be de-barred from entering any Selection event the following year. Any exceptional circumstances, i.e. serious illness, should be reported to the England Team Manager for consideration.
- h) Teams / corps will normally be selected for England team at Nationals. They will need to perform their selected routines at the first domestic competition of the following year, prior to the European/World Championships.
Individuals (apart from National winners of Senior Advanced X Strut and **Champion of Champions** who get a first round pass) & duets will normally be selected at a separate Selection event. Additional stage to the selection process for all individual/duet team members is competing at the first domestic competition of the following year. Member/s with the lowest rating from this event will take up the reserve position in the squad. The two exceptions to this rule are the National winners of **Champion of Champions** and Senior Advanced X-Strut (Lloyd Memorial winner) who will only need to perform, not compete, at the first regional competition the following year.
- i) Routines set to own music must not be as performed previously at any European/World Championships and should be the one going to the following year's European/World competition (music and content). Any individual or team that performs a routine that has previously been performed at European/Worlds, will not be selected.

1.14 COMPLAINTS PROCEDURE

All correspondence between NBTA and corps should be via the Corps Director. All complaints are discussed at committee meeting following receipt.

Appendix A

AGE DIVISIONS

Struts

PeeWee	6 yrs and younger
Juvenile	7 to 9 yrs
Preteen	10 to 12 yrs
Junior	13 to 15 yrs
Senior	16yrs +

Solo One Baton, Dance Solo

PeeWee	6 yrs and younger
Juvenile	7 to 9 yrs
Preteen	10 to 12 yrs
Junior	13 to 15 yrs
Senior	16yrs – 21.99yrs
Adult	22+yrs

First Time Twirl

PeeWee	6 yrs and younger
Juvenile	7 to 9 yrs
Preteen	10 to 12 yrs
Junior	13 to 15 yrs

Super X Strut, Two-Baton

Juvenile	9 yrs and younger
Preteen	10 to 12 yrs
Junior	13 to 15 yrs
Senior	16 yrs and older

Duet

Juvenile	Combined ages 18 yrs and younger
Preteen	Combined ages 19 - 24 yrs inclusive
Junior	Combined ages 25 - 30 yrs inclusive
Senior	Combined ages 31 yrs and older

Trio

Juvenile

Junior

Senior

Average age up to 9.99yrs

Average age 10 – 14.99yrs

Average age 15yrs+

Dance & Twirl Team & Team Gold

Juvenile

Junior

Senior

Average age up to 9.99 yrs

Average age 10 to 14.99 yrs

Average age 15yrs +

Dance Formation & Military Formation Team

Pee Wee

Juvenile

Junior

Average age up to 6.99yrs

Average age 7 to 9.99 yrs

Average age 10 to 14.99yrs

Pompon Team

Pee Wee

Juvenile

Junior

Senior

Average age up to 6.99yrs

Average age 7 to 9.99 yrs

Average age 10 to 14.99 yrs

Average age 15yrs +

Twirling Corps / Military Formation Corps / Command Marching / Pompom Corps

Open class – all ages

To calculate the Average age of team or corps – add together all the members' ages and divide by the number in the routine. Use the actual year rounded down.

e.g. Dance Team

1 competitor @ 15yrs old, 1 @ 10yrs, 2 @ 13yrs and 2 @ 11yrs, as at the preceding September 1st = Total of 73 years. Six members in routine = $\frac{73}{6} = 12.16 = 12 = \text{Junior}$

6

Appendix B

TIME LIMITS FOR NBTA (ENGLAND) DOMESTIC COMPETITIONS

CLASS	CHAMPIONSHIP/ADV	INTERMEDIATE	NOVICE	BEGINNER	PEEWEE & FIRST TIME TWIRL	TIMING BEGINS	TIMING ENDS
Solo 1 Baton	2.20 - 2.30	1.50 - 2.10	1.30 - 2.00	1.20 - 1.30	1:00 – 1:20	Salute	Salute
Solo 2 Baton	1.30 - 2.00	1.30 - 2.00	1.30 - 2.00	1.20 - 1.30		Salute	Salute
Duet	2.20 - 2.30	1.50 - 2.10	1.30 - 2.00	1.20 - 1.30		Salute	Salute
Trio	1.50 - 2.30		1.20 - 2.00			Salute	Salute
Super X Strut – all divisions	1.30 - 2.00					1 st move	Salute
Dance Solo - all divisions	Time as of the length of piece of music provided by NBTA					1 st note	Last note
Twirl Team – all divisions	2.00 - 3.00					Salute	Salute
Dance Team – all divisions	2.00 - 3.00					1 st note	Last note
Team Gold	see Section 17						
Pompon Team – all divisions	2.00 - 3.00					1 st note	Last note
Dance Formation Team	1.00 – 2.00						
Military Formation Team	1.00 – 2.00						
Military Formation Corps	3.00 - 5.00					Salute	Salute
Twirling Corps	5.00 – 7.00					1 st note	Last note
Pompon Corps	2.30 – 3.30					1 st note	Last note
Command Marching	3.00 - 4.00					Advance	Retire

Correct as from 1st January 2016

Appendix C

NBTA TRANSFER / RELEASE FORM

Transfers: will be permitted with the signed forms and fees, to be received by NBTA membership secretary before the closing date of the penultimate qualifying competition (4th regional).

Please fill in the relevant section of this form and return it to the Membership Secretary, along with £30 transfer fee per member. Failure to notify the association by following the correct procedure, may result in disqualification.

Change of Corps: anyone transferring at the end of the competition year should get this transfer form signed by their ex-corps director to confirm no monies or equipment is owing. Completed, signed forms to be sent to Membership Secretary.

Transfer from Corps to Corps:

Name of Member transferring:.....NBTA Membership no:.....

Name of Corps transferring **from:**

Corps Director's Signature:

Name of Corps transferring **to:**

Corp Director's Signature:

Date of transfer:

Transfer from Corps to Independent:

Name of Member transferring:.....NBTA Membership No:.....

Name of Corps transferring **from:**

Corp Director's Signature:

Date of transfer:

Transfer from Independent to Corps:

Name of Member transferring:.....NBTA Membership No:

Name of Corps transferring **to:**

Corp Director's Signature:

Date of transfer:

RESTRICTIONS FOR ALL EVENTS (EXCLUDING 2 BATON)

FIRST TIME TWIRL	
SPINS	<ul style="list-style-type: none">• No more than a 1 spin is permitted.• Spins can be to the left and to the right.• All varieties of releases are allowed.• Receptions of 1 spins restricted to 3 basic catches, right, left and backhand• No restriction for basic aerials and flips.• Restriction applies to both vertical and horizontal patterns in all modes of twirl.
LOW FLIPS & FULL HAND	<ul style="list-style-type: none">• No restrictions on receptions with low flips, variety encouraged with emphasis on correct baton and body technique and follow through
FINGER TWIRLS	<ul style="list-style-type: none">• No restrictions
ROLLS	<ul style="list-style-type: none">• No more than a double element roll - i.e. Hand elbow roll
HORIZONTALS	<ul style="list-style-type: none">• No restrictions other than 1 spins
AERIALS (HIGH THROWS ABOVE HEAD HEIGHT)	<ul style="list-style-type: none">• Toss, illusion is NOT permitted
BODYWORK	<ul style="list-style-type: none">• Illusions may be performed without an aerial (i.e. not under the baton)

RESTRICTIONS FOR ALL EVENTS (EXCLUDING 2 BATON)

PEEWEE / BEGINNER	
SPINS	<ul style="list-style-type: none">• No more than a 2 spin is permitted.• Spins can be to the left and to the right.• All varieties of releases are allowed.• Receptions of 2 spins restricted to the 3 basic catches, right, left and backhand• No restriction for 1 spins• Restriction applies to both vertical and horizontal patterns in all modes of twirl.
LOW FLIPS & FULL HAND	<ul style="list-style-type: none">• No restrictions on receptions with low flips, variety encouraged with emphasis on correct baton and body technique and follow through
FINGER TWIRLS	<ul style="list-style-type: none">• No restrictions
ROLLS	<ul style="list-style-type: none">• Multiple fujimis are not allowed
HORIZONTALS	<ul style="list-style-type: none">• No restrictions
AERIALS (HIGH THROWS ABOVE HEAD HEIGHT)	<ul style="list-style-type: none">• Toss, illusion is NOT permitted
BODYWORK	<ul style="list-style-type: none">• Illusions may be performed without an aerial (i.e. not under the baton)

RESTRICTIONS FOR ALL EVENTS (EXCLUDING 2 BATON)

NOVICE	
MULTIPLE SPINS	<ul style="list-style-type: none">• No more than a 3 spin is permitted.• Spins can be to the left and to the right• All variety of releases are allowed.• Receptions of 3 spins restricted to 3 basic catches, right, left and backhand• No restriction for 2 spins and lower• Restriction applies to both vertical and horizontal patterns in all modes of twirl
LOW FLIPS & FULL HAND	<ul style="list-style-type: none">• No restrictions on receptions with low flips, variety encouraged with emphasis on correct baton & body technique and follow through
FINGER TWIRLS	<ul style="list-style-type: none">• No restrictions
ROLLS	<ul style="list-style-type: none">• No restrictions
HORIZONTALS	<ul style="list-style-type: none">• No restrictions
AERIALS (HIGH THROWS ABOVE HEAD HEIGHT)	<ul style="list-style-type: none">• Only single illusions are allowed with aerials. Spins before or after are not permitted• Variety of catches allowed with illusion.
BODYWORK	<ul style="list-style-type: none">• No restrictions

RESTRICTIONS FOR 2 BATON

PEEWEE / BEGINNER	
SPINS	<ul style="list-style-type: none"> • No more than a 1 spin is permitted. • Spins can be to the left and to the right. • 1 Spin can be used more than once during a trick, as long it is involved in continuous element. • Restriction applies to both vertical and horizontal patterns in all modes of twirl
LOW FLIPS & FULL HAND	<ul style="list-style-type: none"> • No restrictions on receptions with low flips. Variety encouraged with emphasis on correct baton & body technique and follow through. • Keeping both batons moving at the same speed.
FINGER TWIRLS	<ul style="list-style-type: none"> • No restrictions
ROLLS	<ul style="list-style-type: none"> • No restrictions
HORIZONTALS	<ul style="list-style-type: none"> • No restrictions
AERIALS (HIGH THROWS ABOVE HEAD HEIGHT)	<ul style="list-style-type: none"> • Toss, Illusion is NOT permitted. • Continuous flowing movement of both batons, twirling at the same speed. • Variety of Releases is desired. • Receptions restricted to the 3 basic receptions - right, left and backhand - with aerial tricks
BODYWORK	<ul style="list-style-type: none"> • Illusions may be performed without an aerial (i.e. not under the baton)

RESTRICTIONS FOR 2 BATON

NOVICE	
MULTIPLE SPINS	<ul style="list-style-type: none">• No more than a 2 spin is permitted.• Spins can be to the left and to the right.• 2 Spins can be used more than once during a trick as long it is involved in continuous element.• Restriction applies to both vertical and horizontal patterns in all modes of twirl
LOW FLIPS & FULL HAND	<ul style="list-style-type: none">• No restrictions on receptions with low flips, variety encouraged with emphasis on correct baton & body technique and follow through.• Keeping both batons moving at the same speed.
FINGER TWIRLS	<ul style="list-style-type: none">• No restrictions
ROLLS	<ul style="list-style-type: none">• No restrictions
HORIZONTALS	<ul style="list-style-type: none">• No restrictions
AERIALS (HIGH THROWS ABOVE HEAD HEIGHT)	<ul style="list-style-type: none">• Continuous flowing movement of both batons, twirling at the same speed.• Variety of Releases and receptions as desired.
BODYWORK	<ul style="list-style-type: none">• No restrictions

2 BASIC STRUT

Age Divisions	See Appendix A
Contest Status	See General Contest Rule 1.8
Contest Advancement	See Contest Rule 1.9
Music	Standard NBTA strut music will be used
Area	Contestants will strut in a square to the left at all times, although finalists may also be asked to strut to the right.
Costume	See General Contest Rule 1.4d). No two-piece costumes showing bare midriff are allowed. Leotards without skirts, frills, hankies, tails etc. must be worn. Contestants not conforming to stated requirements will not be selected for inclusion in the final.

Definition

Basic strut is just what the title implies - basic strutting without footwork, i.e. leaps, lunges, back steps etc. Upper leg at a 90-degree angle to the body. Knee angle should be at an angle of 90 degrees. Forward motion with head facing front at all times is compulsory. Baton shall be carried in right hand, over arm, cradle position (baton to be held like a pencil, near the ball with thumb and first two fingers grasping the shaft. The shaft should lie in the crotch of the hand) Arms should swing forwards to shoulder level alternately, using opposite arm to leg. Contestants must ensure that they march into and out of the corners, in a sharp manner with no fancy arm or leg movements, ensuring that they maintain the swing of the arms whilst doing so.

Contestants should present a pleasing personality and from “attention” should march in a follow-the-leader manner.

Judged on - a comparison basis, taking into account appearance, posture, gracefulness, timing and correct technique and execution. A positive approach shall be used to select finalists. Finalists are selected to re-strut, rather than eliminating non-finalists. Contestants who can demonstrate the ability to stay in step with the music - left foot on the heavy beat - will be given preference to those with timing problems.

3 MILITARY STRUT

Age Division	See Appendix A
Contest Status	See General Contest Rule 1.8
Contest Advancement	See Contest Rule 1.9
Music	Standard NBTA strut music will be used
Area	Contestants will strut in a square to the left at all times
Costume	See General Contest Rule 1.4d . Military-style hats must be worn; skullcaps and fascinators are not considered to be military style hats and should therefore not be worn. Tallest part of hat should be at least 2" above the head. No two-piece costumes showing bare midriff are allowed. A military skirt, military dress or skirted leotard must be worn. N.B. definition of a skirted leotard is a complete skirt without a split and must be of a length which allows for movement of the skirt. Contestants who do not conform to stated requirements will not be selected for inclusion in the final.

NOTE: Lobs have been taken out in Peewee & Beginner classes to give the competitors chance to concentrate on their precision and timing. Any contestant wishing to do lobs should enter Novice section.

Definition

Contestants should march in a sharp military manner whilst using arm beats with the baton. The upper leg should be at a 90-degree angle to the body and the knee angle should be a minimum of 90 degrees. Slight lower leg extension is desirable. The baton should be held by the ball in the crotch of the right hand, with the shaft at an upward angle to the right between off centre (vertical) down to 45 degrees. **Once strutting has commenced, the shaft should not touch the arm.** The left hand should be on the waist at all times, with a straight line from the elbow to the tip of the fingers. Both elbows should be pointed to the sides.

The arm beats should be sharp. On the left foot (heavy beat) the right hand executes a beat level with the eye / nose. On the right foot the beat is executed down by the right hip. The sequence of the right hand should therefore be hip, eye / nose / eye, hip. The right upper arm should not move.

Contestants should march into and out of the corners which should be executed without fancy footwork, but with the front then back anti-clockwise baton lobs, with the right arm straight up, elbow locked. After the lob corner, the baton should return to nose on the first left step.

From "attention" contestants should march in a follow-the-leader manner, with forward motion at all times and no slow step.

Judged on - a comparison basis, taking into account appearance, posture, baton control, military bearing and timing. Facial expressions must be stern and military. A positive approach shall be used to select finalists. Finalists are selected to re-strut rather than eliminating non-finalists. Contestants who can demonstrate the ability to stay in step with the music (left foot on the heavy beat) will be given preference to those with timing problems.

4 FANCY STRUT

Age Division	See Appendix A
Contest Status	See General Contest Rule 1.8
Contest Advancement	See Contest Rule 1.9
Music	Standard NBTA strut music will be used.
Area	Contestants will perform in a square to the left at all times.
Costume	See General Contest Rule 1.4d)

Definition

Fancy strut is a strut incorporating footwork, leaps and lunges, using not more than 2 continuous revolutions (from the centre) of the baton. Loops and swings are allowed. Gymnastic moves, releases, finger work, wraps, rolls, dead stick releases and pullbacks are not permitted. Floor contact with any part of the body other than the feet is not permitted.

Judged on - technique and execution of body and baton, timing, routine construction, difficulty and variety taking into account appearance, posture, gracefulness and presentation.

A positive approach shall be used to select finalists. Finalists are selected to re-strut rather than eliminating non-finalists. Contestants who can demonstrate the ability to stay in step with the music (left foot on the heavy beat) will be given preference to those with timing problems.

Contestants who do not conform to stated requirements will not be selected for inclusion in the final.

5 POMPON STRUT

Age Division	See Appendix A
Contest Status	See General Contest Rule 1.8
Contest Advancement	See Contest Rule 1.9
Music	Standard NBTA strut music will be used.
Area	Contestants will perform in a square to the left at all times.
Costume	See General Contest Rule 1.4d)

Definition

Pompon fancy strut involves footwork, leaps and lunges etc. incorporating arm and pompon movements. Floor contact with any part of the body except feet is not permitted. Passes of pompons are allowed however releases are not. Gymnastic moves are not permitted.

Pompons

The size of the pompons should be in proportion to the size of the contestants; i.e. larger contestants should not use small pompons where the hand and wrist are not covered. Similarly, juveniles should not use grossly oversized pompons.

Judged on - technique and execution of body and pompons, timing, routine construction, difficulty and variety. Taking into account appearance, posture, gracefulness and presentation.

A positive approach shall be used to select finalists. Finalists are selected to re-strut rather than eliminating non-finalists. Contestants who can demonstrate the ability to stay in step with the music (left foot on the heavy beat) will be given preference to those with timing problems.

Contestants who do not conform to stated requirements will not be selected for inclusion in the final.

6 ONE BATON SOLO (incl First Time Twirl)

Age Division	See Appendix A
Contest Status	See General Contest Rule 1.8
Contest Advancement	See General Contest Rule 1.9
Music	Current NBT A Europe or background music
Area	Performing area is approximately 5 metres square
Costume	See General Contest Rule 1.4d)

Definition

The twirling performance of one person using one baton involving variety and difficulty of content, speed, control, smoothness and gracefulness, presented in a pleasing manner with correct baton and body technique. Content of First-Time Twirl, PeeWee, Beginner and Novice solos is restricted – see Appendix D for details.

Timing

See Appendix B

Timing and judging will begin as the hand leaves the “salute” position, and will end as the baton comes to a stop in the salute position.

Judged On

Complete Variety	20 points
Difficulty	20 points
Speed & Control	20 points
Smoothness & Gracefulness	20 points
Showmanship & Presentation	20 points

Penalties

Failure to salute	1.0 per violation
Improper salute	0.5 per violation
Drop	0.5 per violation
2 handed catch	0.5 per violation
Fall	0.5 per violation
Overtime / undertime	0.1 per second
Break / slip	0.1 per violation
Off pattern	0.1 per violation
Handled roll	0.1 per violation
Incorrect illusion technique	0.2 per violation
Costume	2.0
Substance	5.0
Gymnastics / Unauthorised twirling	Disqualification

NOTE: National Champion of Champions event winner gains automatic selection into the England squad for the following year in Solo for the relevant age group, providing they meet the current NBT A criteria. However they will be expected to perform at England Team Assessment Day (usually first regional competition of the year)

7 TWO BATON SOLO

Age Division	See Appendix A
Contest Status	See General Contest Rule 1.8
Contest Advancement	See General Contest Rule 1.9
Music	Current NBT A Europe or background music
Area	Performing area is approximately 5 metres square
Costume	See General Contest Rule 1.4d)

Definition

The continuous and simultaneous twirling of two batons by one person involving variety and difficulty of content, speed, control, smoothness and gracefulness, presented in a pleasing manner with correct baton and body technique. Content of Beginner and Novice two baton solo is restricted – see Appendix D for details.

Timing

See Appendix B

Timing and judging will begin as the hand leaves the salute position and will end as the baton comes to a stop in the salute position.

Judged on

Complete Variety	20 points
Difficulty	20 points
Technique	20 points
Smoothness & Gracefulness	20 points
Showmanship & Presentation	20 points

Penalties

Failure to salute	1.0 per violation
Improper salute	0.5 per violation
Drop	0.5 per violation
2 handed catch	0.5 per violation
Fall	0.5 per violation
Overtime / undertime	0.1 per second
Break / slip	0.1 per violation
Off pattern	0.1 per violation
Handled roll	0.1 per violation
Incorrect illusion technique	0.2 per violation
Costume	2.0
Substance	5.0
Gymnastics / Unauthorised twirling	Disqualification

8 DANCE SOLO / RHYTHMIC TWIRL

Age Division	See Appendix A
Contest Status	See General Contest Rule 1.8
Contest Advancement	See General Contest Rule 1.9
Music	NBTA set music (except for England Team Selections)
Area	Performing area will be approx. 9 x 5 metres
Costume	See General Contest Rule 1.4d)

Definition

A choreographed routine, combining dance and baton, which interprets musical phrases, tempo, rhythm and style. All dance and baton work must be executed with correct technique. Content of PeeWee, Beginner and Novice dance solos is restricted – see Appendix D for details.

Timing

From start to end of set music

Salute

A salute is optional for courtesy only, but if used should be a standard baton salute, executed correctly

Judged on

Choreography		20 points
Dance	Diff 10 / Var10	20 points
Baton	Diff 10 / Var10	20 points
Technique		20 points
Showmanship		20 points

Penalties

Improper salute	0.5 per violation
Drop	0.5 per violation
2 handed catch	0.5 per violation
Fall	0.5 per violation
Overtime / undertime	0.1 per violation
Break / slip	0.1 per violation
Off pattern	0.1 per violation
Handled roll	0.1 per violation
Incorrect illusion technique	0.2 per violation
Costume	2.0
Substance	5.0
Gymnastics / Unauthorised twirling	Disqualification

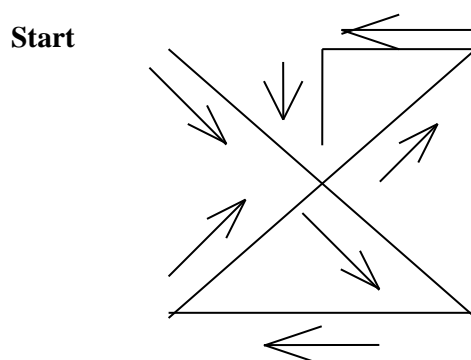
9 SUPER X STRUT

Age Division	See Appendix A
Contest Status	See General Contest Rule 1.8
Contest Advancement	See Contest Rule 1.9
Music	Standard NBTA strut music will be used
Area	Performing area is approximately 30' x 20'
Costume	See General Contest Rule 1.4b)

Definition

1. Floor Pattern

Contestants shall perform individually within the prescribed floor pattern once only. Starting point shall be at upper corner of arena to judges left. Direction of pattern shall be as diagram



The 5th leg shall not extend beyond the borders set by leg 1, although finish shall be at any point within designated area.

2. Basic Strut Portions

A minimum of four forward consecutive steps of basic strut shall be executed during four different intervals of the floor pattern, on the first leg, second leg, third leg and fifth (final) leg. They shall be performed immediately after opening salute and on the first steps forward on the other specified sections.

3. Baton Work

From first movement to ending salute, no more than two revolutions in one hand, without a pass or dead stick movement, are permitted in the strutting routine. Loops and swings are allowed. The baton must be in full-hand grip, in one hand or the other at all times throughout the strutting routine.

4. Floor Contact

No part of the body other than the feet comes into contact with the floor, intentionally or unintentionally.

5. Timing

A zero score in timing will be given if the contestant is out of step on one or more segments of the floor pattern. When a score of zero in timing is given, the penalties for out of step shall not count when computing the score. (Other captions should receive scores) Contestants will not be disqualified.

Feature moves, during which the left foot intentionally hits the offbeat of the music, are not considered out of step. Contestants must follow any off beat (intentional out of step) feature move, with re-establishment of ability to again hit the accented beat of music with the left foot, or an out of step penalty will be assessed per violation. If a contestant does not correct themselves within eight counts of being out of step, an additional out of step penalty will be assessed. Penalty will not exceed 0.5 per eight counts out of step. If the music stops, contestant should stop strutting and the stopwatch will be stopped.

Timing

All divisions; 1.30 - 2.00 mins. Timing starts from first move to end salute. A salute is required at beginning, after opening presentation, and before first step forward. A salute is also required at the end of the routine. The performance shall cease with the ending salute and the contestants shall immediately leave the contest floor. Penalties will be assessed beginning with opening move and will therefore include any violations before opening salute.

Judged on -

Routine Content	20 points
Choreography	20 points
Smoothness & Gracefulness	20 points
Overall Timing	20 points
Presentation	20 points

Penalties

Drop	0.5 per violation
Out of step	0.5 per violation
Unauthorised twirling	0.5 per twirl
Omitted required basic**	0.5 per violation
Floor contact	0.5 per violation
Performing after ending salute***	0.5
Break / slip / off pattern	0.1 per violation
Overtime / undertime	0.1 per second
Incorrect illusion technique	0.2 per violation
Improper salute	0.5 per violation
Failure to salute	1.0 per violation
Improper floor pattern*	1.0
Rule Violation	2.0
Gymnastics / Acrobatics	Disqualification

* Where the boundaries set by the contestant for the X strut are broken. This penalty can only be given once

** When the four consecutive forward basic marches are not executed correctly at the beginning of the 1st, 2nd, 3rd and 5th legs. This penalty is also given if the first move from the opening salute is anything other than straight into the four basic marches.

*** Moving baton from salute to carry position is not considered violation. However any pose or presentation will be penalised.

NOTE: National winner of Senior Advanced X-Strut is awarded the Lloyd Memorial, which affords automatic selection into the England squad for Senior X-Strut for the following year, providing they meet the current NBTA criteria. However they will be expected to perform at the England Team Assessment Day (usually first regional competition of the year)

10 DUET

Age Division See Appendix A

Contest Status See General Contest Rule 1.8

Note: Duets must compete at the status level of the duet team member who has attained the higher status in this event. Members must be registered under the same corps – composite entries will not be allowed for domestic competition.

Contest Advancement See General Contest Rule 1.9

Music Current NBTA Europe or background music

Area Performing area is approximately 9 x 6 metres

Costume See General Contest Rule 1.4d)

Definition

The twirling performance of two people each using one baton involving variety and difficulty of content, exchanges / partner sequences, speed, control, smoothness and gracefulness, presented in a pleasing manner with correct baton and body technique. The maintenance of unison is of prime importance. Content of Beginner and Novice duets is restricted – see Appendix D for details.

Timing

See Appendix B

Timing and judging will begin with the first salute position from one or both members and will end with the final salute from one or both members.

Judged on

Twirling	20 points
Teamwork	20 points
Production	20 points
Technique	20 points
Showmanship & Presentation	20 points

Penalties

Failure to salute	1.0 per violation
Improper salute	0.5 per violation
Drop	0.5 per violation
2 handed catch	0.5 per violation
Fall	0.5 per violation
Overtime / undertime	0.1 per second
Break / slip	0.1 per violation
Off pattern	0.1 per violation
Unison	0.1 per violation
Handled roll	0.1 per violation
Incorrect illusion technique	0.2 per violation
Costume	2.0
Substance	5.0
Gymnastics / Unauthorised twirling	Disqualification

11 TRIO

Age Division	See Appendix A
Contest Status	Trio level entered should be that of the solo status of at least two members.
Music	General NBTA background music
Area	Performing area is approximately 9 x 6 metres
Costume	See General Contest Rule 1.4d)

Definition

The twirling performance of three people each using one baton involving variety and difficulty of content, exchanges / group sequences, speed, control, smoothness and gracefulness, presented in a pleasing manner with correct baton and body technique. The maintenance of unison is of prime importance. Content of Beg / Nov trios is restricted as for Solo – see Appendix D for details.

Timing

See Appendix B

Timing and judging will begin with the first salute position by one or more members and shall end with the final salute from one or more members.

Judged on

Twirling	20 points
Teamwork	20 points
Production	20 points
Technique	20 points
Showmanship & Presentation	20 points

Penalties

Failure to salute	1.0 per violation
Improper salute	0.5 per violation
Drop	0.5 per violation
2 Handed catch	0.5 per violation
Fall	0.5 per violation
Overtime / Undertime	0.1 per second
Break / Slip	0.1 per violation
Off Pattern	0.1 per violation
Unison	0.1 per violation
Handled roll	0.1 per violation
Incorrect illusion technique	0.2 per violation
Costume	2.0
Substance	5.0
Gymnastics Moves / Unauthorised twirling	Disqualification

12 DANCE TWIRL TEAM

Age Division	See Appendix A
Contest Status	See General Contest Rule 1.8
Contest Advancement	See General Contest Rule 1.9
Number of Members	4 to 8 members
Music	Own choice of music on single track CD - no live music
Area	Performing area is the entire floor
Costume	See General Contest Rule 1.4d)
Entry and Exit	Without music - See General Contest Rule 1.4c)

Definition

The twirling performance of 4 to 8 people, each using one baton combining variety, difficulty and originality of dance with baton work, which interprets musical phrases, tempo, rhythm and style. Exchanges and changes of floor pattern should be incorporated. All dance and baton work must be executed with correct technique. The maintenance of unison is of prime importance. Content of Beginner and Novice teams is restricted – see Appendix D for details.

Timing

See Appendix B

Timing and judging will begin with the first note of the music and shall end with the last note of the music.

Salute

A salute is optional for courtesy only, but if used should be a standard baton salute executed correctly

Judged on

Dancing	20 points
Twirling & Teamwork	20 points
Choreography & Production	20 points
Technique & Quality of Performance	20 points
Appearance, Showmanship & Presentation	20 points

Penalties

Improper salute	0.5 per violation
Drop	0.5 per violation
2 handed catch	0.5 per violation
Fall	0.5 per violation
Out of step	0.5 per violation
Overtime / undertime	0.1 per violation
Break / slip	0.1 per violation
Off pattern	0.1 per violation
Unison	0.1 per violation
Handled roll	0.1 per violation
Incorrect illusion technique	0.2 per violation
Substance	5.0
Entry / exit with music	5.0
Gymnastics / Unauthorised twirling	Disqualification

13 TWIRL TEAM

Age Division	See Appendix A
Contest Status	See General Contest Rule 1.8
Contest Advancement	See General Contest Rule 1.9
Number of Members	4 to 8 members
Music	Current NBTA Europe or background music
Area	Performing area is the entire floor
Costume	See General Contest Rule 1.4d)

Definition

The twirling performance of 4 to 8 people each using one baton involving variety and difficulty of content, exchanges, partner & group sequences, speed, control, smoothness and gracefulness, presented in a pleasing manner with correct baton and body technique evident throughout. The maintenance of unison is of prime importance. Changes of floor pattern should be incorporated whilst maintaining continuity of routine. Content of Beginner and Novice teams is restricted – see Appendix D for details.

Timing

See Appendix B

Timing and judging will begin with the first salute from one or more members and shall end with the final salute from one or more members.

Judged on

Twirling	20 points
Teamwork	20 points
Production	20 points
Technique	20 points
Showmanship & Presentation	20 points

Penalties

Failure to salute	1.0 per violation
Improper salute	0.5 per violation
Drop	0.5 per violation
2 handed catch	0.5 per violation
Fall	0.5 per violation
Overtime / undertime	0.1 per second
Breaks / slips	0.1 per violation
Off pattern	0.1 per violation
Unison	0.1 per violation
Handled roll	0.1 per violation
Incorrect illusion technique	0.2 per violation
Costume	2.0
Substance	5.0
Gymnastics / Unauthorised twirling	Disqualification

14 POMPON TEAM

Age Division	See Appendix A
Contest Status	See General Contest Rule 1.8
Contest Advancement	See General Contest Rule 1.9
Number of Members	4 to 8 members
Music	Own choice of music on single track CD - no live music
Area	Performing area is the entire floor
Costume	See General Contest Rule 1.4d). Costumes can be in line with the theme of the music
Entry and Exit	Without music - See General Contest Rule 1.4c)

Definition

A choreographed routine which should include a variety of dance and pompon moves combined, which interpret the musical phrases, tempo, rhythm and style. Changes of floor pattern should be incorporated and general effect and staging should be a consideration throughout. Body technique and alignment of pompoms must be correct and the maintenance of unison is of prime importance.

Exchanges are not permitted. Tossing of poms to another team member, or to oneself, is not permitted. Only passes of poms from one member to another are permitted.

Grounding of poms is permitted. Grounding is defined as holding the poms while touching the ground. Placing poms on ground without touching poms is not permitted.

Pompoms

All pompoms must be of the same size and type

Timing

See Appendix B

Timing and judging will begin with the first note of music and shall end with the last note of music.

Salute

A salute is optional for courtesy only, but if used should be a standard pompoms salute, executed correctly

Judged on

Choreography	20 points
Dance	20 points
Difficulty & Variety	20 points
Technique & Quality of Performance	20 points
Appearance, Showmanship & Presentation	20 points

Penalties

Improper salute	0.5 per violation
Drop	0.5 per violation
Fall	0.5 per violation
Out of Step	0.5 per violation
Overtime / undertime	0.1 per second
Unison	0.1 per violation
Incorrect illusion technique	0.2 per violation
Rule violation	2.0 per violation

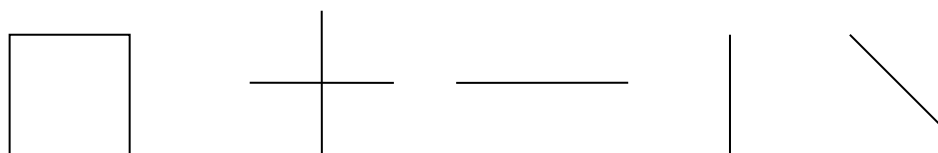
15 DANCE FORMATION TEAM

Age Division	See Appendix A
Contest Status	All team members must be no higher than Novice in any event.
Contest Advancement	See General Contest Rule 1.9
Number of Members	4 to 8 members
Music	Own choice of music on CD - no live music
Area	Performing area is the entire floor
Costume	See General Contest Rule 1.4d)
Entry and Exit	Without music - See General Contest Rule 1.4c)

Definition

Routine to include FIVE set formations and EIGHT set dance moves, in any order. Each team member must have a baton in their hand. Judged on technique of dance moves completed, as well as alignment and spacing of formations completed.

Formations to complete



Dance Moves to complete

Leg Kick	Lunge
Toe Points	Step Ball Change
Plié	Arabesque
Fankick	Teddy Bear Roll

It is not necessary for the baton to be used and performances will not be judged on baton work. However, if the baton is used, the correct twirling technique should be executed. The main focus is on correct dance technique and execution of formations.

The defined list of dance moves and formations to be completed is not exhaustive, and others may be performed. Credit will be given for varieties of the necessary moves and formations. Each compulsory dance element must be completed by all team members simultaneously.

No releases allowed.

Penalty will be incurred for each required formation or dance move omitted from routine.

Twirling content is restricted – see Appendix D for details of First Time Twirl.

Timing

See Appendix B

Timing and judging will begin with the first note of the music and shall end with the last note of the music.

Salute

A salute is for courtesy only, but if given it must be correct

Judged on

Dancing	20 points
Formations	20 points
Teamwork	20 points
Technique & Quality of Performance	20 points
Appearance, Showmanship & Presentation	20 points

Penalties

Improper salute	0.5 per violation
Drop	0.5 per violation
Fall	0.5 per violation
Out of step	0.5 per violation
Overtime / undertime	0.1 per violation
Unison	0.1 per violation
Incorrect illusion technique	0.2 per violation
Omitted Required Element	2.0 per violation
Gymnastics / Unauthorised twirling	Disqualification
Rule violation	2.0 per violation

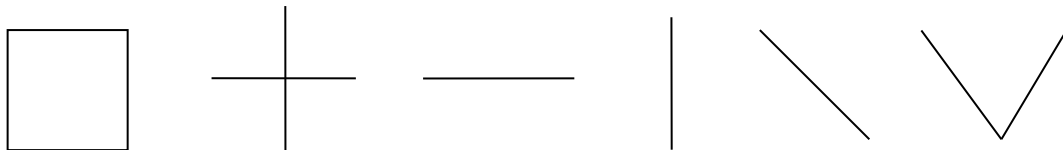
16 MILITARY FORMATION TEAM

Age Division	See Appendix A
Contest Status	All team members must be no higher than Novice in any event.
Contest Advancement	See General Contest Rule 1.9
Number of Members	4 to 8 members
Music	Own choice of music on CD - no live music
Area	Performing area is the entire floor
Costume	Military style with a full skirt and hat as per military strut rules
Entry and Exit	Without music - See General Contest Rule 1.4c)

Definition

Routine to include SIX set formations and SEVEN set manoeuvres, in any order. The moves should be completed all at the same time and not in a ripple. Each team member should have a baton in their hand. It will be judged on staying in step with the music, timing of moves, as well as alignment and spacing.

Formations to complete



Compulsory Manoeuvres

4 Slow marches
8 Military marches
Left turn
Right turn
About turn
Wheel
Counter march

It is not necessary for the baton to be used and performances will not be judged on baton work. However, if the baton is used, the correct twirling technique should be executed. The main focus is on timing and correct technique.

The compulsory list of manoeuvres is not exhaustive and other manoeuvres may be used as well as some basic dance steps. At least 50% of the routine must consist of basic marching.

No releases or illusions are allowed

A penalty will be incurred for each set formation or manoeuvre that is omitted.

Timing

See Appendix B

Timing and judging shall begin after the first salute by one or more members and shall end with the final salute by one or more members.

Judged on

Manoeuvres	20 points
Formations	20 points
Teamwork	20 points
Technique & Quality of Performance	20 points
Appearance, Showmanship & Presentation	20 points

Penalties

Failure to salute	2.0 per violation
Improper salute	0.5 per violation
Drop	0.5 per violation
Fall	0.5 per violation
Out of step	0.5 per violation
Overtime / undertime (routine)	0.1 per second
Unison	0.1 per violation
Rank, file, intervals, distance	0.1 per violation
Undertime (marching)	0.1 per sec
Omitted Required Element	2.0 per violation
Costume penalty	2.0
Gymnastics / Unauthorised twirling	Disqualification
Rule Violation	2.0 per violation

17 TEAM GOLD (Nationals Only)

Age Division	Open
Contest Status	Beg/Nov & Int/Adv – see below for status eligibility
Number of Members	4 to 8 members
Music	Standard NBTA music for the event being performed
Area	Performing area is the entire floor
Costume	See General Contest Rule 1.4b)
Entry and Exit	Without music - See General Contest Rule 1.4d)

Definition

Team Gold will consist of a team of 4 - 8 contestants who will be required to nominate a competitor for each of the following:

One Baton Solo	Two Baton Solo	X Strut	Duet
-----------------------	-----------------------	----------------	-------------

Five members will be required to compete in one of the above events and then combine (with up to 3 other members if desired) in order to compete in a Twirl Team section. Where a team consists of only four members, one member can compete in a max of two individual events.

Scores for each section will be collated with participants given points for each place gained, i.e. 1st place gains one point and 6th place gains six points, the winning team will be the team with the lowest score.

Team members for this event must all be registered under the same Corps as composite teams will not be allowed.

Rules for each of the individual sections of Team Gold may be found in the following sections of the NBTA Rule Book.

One Baton Solo	Section 6
Two Baton Solo	Section 7
Duet	Section 10
Twirl Team	Section 13

Status Eligibility

Beg / Nov

All competing team members must be of a status level of Novice or lower for ind/duet events in domestic competition for the current year.

Int / Adv

If the status level of any one of the team members is Int or Adv for ind/duet events in domestic competition for the current year.

Timing

	BEG/NOV	INT/ADV
Solo Twirl	1.20 - 2.00	1.50 - 2.30
2 Baton	1.20 - 2.00	1.30 - 2.00
X Strut	1.30 - 2.00	1.30 - 2.00
Duet	1.20 - 2.00	1.50 - 2.30
Team Twirl	2.00 - 3.00	2.00 - 3.00

18 MILITARY FORMATION CORPS

Age Divisions	See Appendix A
Number of Members	Minimum of 8 members using baton, no maximum, excluding mace/mascot (optional). Honour Guard is optional but if used, must be in addition to the basic 8 members and follow the Honour Guard Rules as described within the Colour Guard rules.
Contest Status	Open to all levels
Music	Own choice of music on single track CD - no live music
Area	Performing area is the entire floor
Costume	See General Contest Rule 1.4d). If Honour Guard is used see Colour Guard rules
Entry and Exit	Without music - See General Contest Rule 1.4c)

Definition

A performance of 8 or more people each with one baton combining marching and manoeuvring incorporating a variety of simple baton work. No more than two revolutions from the centre of the baton are permitted. Lobs and swings are allowed. The maintenance of unison and style is of prime importance.

Timing

See Appendix B

Timing and judging shall begin after the first salute by one or more members and shall end with the final salute by one or more members.

Inspection - See inspection rules. All corps may be inspected before their contest display. Inspection will be at the discretion of the Contest Director.

Judged on -

Marching & manoeuvring	40 points
Production	30 points
General effect	30 points

Penalties -

Failure to salute	2.0 per violation
Improper salute	0.5 per violation
Out of step / phasing *	0.5 per violation
Drop	0.5 per violation
Unauthorised twirling**	0.5 per violation
Dropped equipment	0.1 per violation
Overtime / undertime	0.1 per second
Rank, file, intervals, distance	0.1 each time
Costume	2.0
Entry / exit with music	5.0
Gymnastics	Disqualification

* A 5.0 penalty is given if the whole corps is out of step

** A 5.0 penalty is given if the whole corps executes unauthorised twirling

19 TWIRLING CORPS

Age Division	See Appendix A
Contest Status	See General Contest Rule 1.8
Contest Advancement	See General Contest Rule 1.9
Number of Members	Minimum 8 twirlers - no maximum
Music	Own choice of music on single track CD - no live music
Area	Performing area is the entire floor
Costume	See General Contest Rule 1.4d)
Entry and Exit	Without music - See General Contest Rule 1.4c)

Definition

The twirling performance of 8 or more people each with one baton combining dance and baton work which interprets musical phrases, tempo, rhythm and style. Manoeuvres, exchanges and floor pattern changes should be incorporated. The maintenance of unison is of prime importance.

Timing

See Appendix B

Timing and judging will begin with the first note of music and shall end with the last note of music. A salute is for courtesy only but if given should be correct

Twirling Time: Minimum of 2.30 minutes

There is no maximum twirling time. There are no restriction as to where the twirling is to be performed during the routine and therefore will be timed throughout the entire floor time. Baton twirling by 8 or more members at the same time shall be timed. Included in the timing are any or all twirls, exchange tricks including 2 & 3 baton sequences, aerials and momentary stops of one or two counts if executed within the twirling portion of the routine and all sections of the routine.

Any twirling not executed by at least 8 twirlers is considered for general effect and shall not be timed and judged by the twirling judge. Should 8 members be twirling and one drops a baton, timing shall continue unless the twirling member does not immediately pick up the baton and continue the routine.

Inspection - See inspection rules. All corps may be inspected before their contest display with the possible exception of Selection events and regional contests at the discretion of the Contest Director.

Judged on -

Variety & Difficulty of Twirling Content	20 points
Variety & Difficulty of Twirling Teamwork	20 points
Execution	20 points
Movement	20 points
General Effect & Production	20 points

Penalties -

Improper salute	0.5 per violation
Drop	0.5 per violation
2-hand catch	0.5 per violation
Out of step - walking & marching*	0.5 per violation
Fall	0.5 per violation
Overtime / undertime	0.1 per second
Break / slip	0.1 per violation
Off pattern	0.1 per violation

Unison	0.1 per violation
Handled roll	0.1 per violation
Under twirling time	0.1 per second
Dropped equipment	0.1 per violation
Incorrect illusion technique	0.2 per violation
Entry / exit	2.0
Substance	5.0
Gymnastics / Unauthorised twirling	Disqualification

*A 5.0 point penalty is given if the whole corps is out of step

20 POMPONS CORPS

Age Divisions	See Appendix A
Number of Members	Minimum of 12 members using pompons (no max)
Contest Status	Open to all levels
Music	Own choice of music on single track CD - no live music
Area	Performing area is entire floor
Costume	See General Contest Rule 1.4d). Costumes can be in line with theme of the music.
Entry and Exit	Without music - See General Contest Rule 1.4c)

Definition

A large pompon corps choreographed to music which interprets musical phrases, tempo, rhythm and style. Routine should incorporate dance and good use of poms, along with good floor coverage, staging and manoeuvring. Body technique and alignment of pompons must be correct. General effect should be a consideration although there is no emphasis on theme. Maintenance of unison is of prime importance. Exchanges are not permitted. Tossing of poms to another team member or to oneself is not permitted. Only passes of poms from one member to another are permitted. Grounding of poms is permitted. Grounding is defined as holding the poms while touching the ground. Placing poms on ground without touching poms is not permitted. Exchanges and acrobatics are not permitted. Mounts are permitted if under 2 stories. No props or accessories allowed. All pompons must be the same size and type.

Timing

See Appendix B

Timing and judging shall begin with the first note of the music and shall end with the last note of the music. Salute is given for courtesy only, but if given, should be correct.

Inspection - See inspection rules. All corps may be inspected before their contest display with the possible exception of Selection events and regional contests at the discretion of the Contest Director.

Judged on

Routine content	20 points
Teamwork	20 points
Production / General Effect	20 points
Technique / Quality of Production	20 points
Appearance / Showmanship / Presentation	20 points

Penalties

Improper salute	0.5 per violation
Drop	0.5 per drop
Out of step*	0.5 per violation
Fall	0.5 per violation
Overtime / undertime	0.1 per second
Unison	0.1 per violation
Dropped equipment	0.1 per violation
Incorrect illusion technique	0.2 per violation
Rule Violation	2.0 per violation
Unauthorised equipment	5.0
Entry / exit with music	5.0
Gymnastics & Mounts**	Disqualification

*5.0 penalty is given if the whole corps is out of step

** Mounts are defined as any body toss or formation that is two stories or more. A story (as in 10-story building) is defined as a person's height. 1/2 story is defined as a person kneeling/sitting or lunging. Stacking one person on top of another to achieve a pyramid shape or similar form is not permitted.

21 COMMAND MARCHING TEAM (Nationals Only)

Age Divisions	See Appendix A
Number of Members	9 Contestants (Block formation 3 x 3)
Contest Status	Open to all levels
Music	No music - verbal commands by the NBTA caller
Area	Performing area is entire floor
Costume	See General Contest Rule 1.4d)
Entry and Exit	Without music - See General Contest Rule 1.4c)

Definition

The team should be in a block formation of 3 x 3 at the start of the drill. A salute is required at the beginning and end of the performance (see below). A caller gives commands which must be immediately and correctly responded to by the team / squad. The caller will move the squad in any direction possible for it, relative to its position on the floor. There will be no set pattern for the commands. The squad must keep close block formation at all times.

Salute

A salute must be given by the centre front member before the command "Team Advance" can be made. When the command "Team Retire" is given, the team member in the centre back of the squad should "Halt" the squad, about turn, salute, about turn and march the squad off.

Commands

1	Team advance	(used once)
2	Left turn	(quarter)
3	Right turn	(quarter)
4	About turn	(half turning to right)
5	Left oblique *	(one eighth)
6	Right oblique *	(one eighth)
7	Counter march	(must be to the right)
8	Team retire	(used once)

* Counter march cannot be given on an oblique

Judged on

Marching and Manoeuvring	20 points
Speed and Control	20 points
Commands and Drill	20 points
Technique and Execution	20 points
Presentation	20 points

Judging is on immediate response to commands, unison, bearing, rank and file and ability to keep in step.

All commands will be given on the left foot.

Penalties

Disaster	10.0
Wrong Turn	2.0 per violation
Failure to Salute	2.0 per violation
Improper Salute	0.5 per violation
Bearings / head carriage	0.5 per violation
Precisions	0.5 per violation

Hesitations	0.5 per violation
Dropped Equipment	0.5 per violation
Out of Step	0.5 per violation

Floor Penalties

Rank	0.5 per violation
File	0.5 per violation
Distance	0.5 per violation
Interval	0.5 per violation

22 INSPECTION

All competing Corps may be inspected before their contest display with the exception of European Selection events

Normal wear and tear on uniforms and equipment will not be penalised if it is properly maintained, clean, neat and fits properly. Uniformity is the aim.

All equipment used by a corps for their display on the floor must be available for inspection. There shall be no equipment change from inspection to performance on the floor.

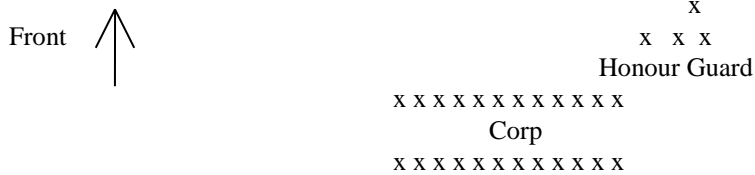
Each corps may declare up to three items (at each inspection) of unavoidable damage or non-uniformity to uniforms and equipment. Declaration forms (available from Competition Control) must be used if there are any items to declare. Forms should be presented to the inspection judge by the corps leader at the start of the inspection. Declarations with more than three items will not be counted. Examples that will not be accepted by the Inspection Judge:

- 1 Jazz shoes dirty due to previous performance
- 2 Declarations on scrap paper
- 3 Verbal declarations

Each corps should march smartly into the inspection hall where they should form ranks with enough space for the Inspection Judge to walk freely in between.

Only competing members of the corps are allowed into the inspection area, along with Inspection Judge and Clerk.

If an Honour Guard is used, proper respect must be given to the Union Jack when lining up for inspection. The Honour Guard must be at the front right of the corps inspection line.



National Colours, if used, must be properly guarded and positioned in front of the corps, but behind the Honour Guard.

Up to 3 minutes will be allowed for the corps leader to ensure that all corps members are correctly positioned etc.

The corps must stand to attention during inspection with NO movement, talking, laughing etc.

The inspection shall start with a salute from the corps leader and the statement “Corps ready for inspection” should be made.

During the inspection the judge shall not touch equipment or demand the removal of any wearing apparel or equipment.

Penalties

Head-dress:

- Uniformity
- Angle worn
- Peak levels

Footwear:

- Uniformity
- Sock Height
- Cleanliness
- Laces

Baton/Equipment:

- Uniformity
- Baton size
- Clean ends
- Labels

Position:

- Baton hold
- Fingers
- Feet
- Spacings
- Posture

All of the above:

Failure to salute:

- Before
- After

Uniforms:

- Uniformity
- Fitting
- Press
- Waist
- Marks

Personal:

- Hair
- Hygiene
- Undergarments
- Excessive Make-up
- Jewellery

Movement:

- Body
- Eye

0.1 penalty points per check

2.0 points

2.0 points

23 EQUALITY & DIVERSITY EVENTS

Rules as for normal Pompon Strut & Solo.

Competitors entering these classes cannot enter normal Pompon Strut and Solo classes, including Sunday Struts.

Pompon Strut

510	Under 13yrs	Learning Disability P1
511	13yrs+	Learning Disability P2
512	Under 13yrs	Physical Disability P3
513	13yrs +	Physical Disability P4

Solo

520	Under 13yrs	Learning Disability S1
521	13yrs+	Learning Disability S2
522	Under 13yrs	Physical Disability S3
523	13yrs +	Physical Disability S4

Classes 510, 511, 520 and 521

The competitor has a learning disability which is identified by a diagnosed or named condition or as recognised delay in their normal learning ability.

Definition of learning disability; a significantly reduced ability to understand new or complex information, to learn new skills (impaired intelligence) along with a reduced ability to cope independently (impaired social functioning).

Classes 512, 513, 522 and 523

The competitor has a physical disability which impedes their ability to function, move and walk in a coordinated way. The disability may affect one or more limbs and/or developmental coordination disorders. The competitor may require a walking aid to move and walk independently.

To qualify to compete in the Equality and Diversity classes the learning disability or visual physical disability must be confirmed by a health professional and/or paediatrician through way of a copy of a diagnosis letter and/or statement of special educational needs.